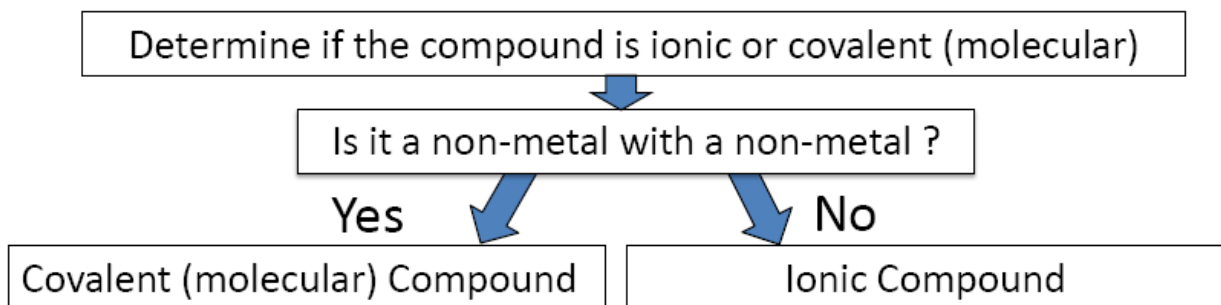


Naming Compounds Tutorial and Worksheet

Since we use different methods in naming covalent (molecular) compounds and ionic compounds, the **first step** in naming or writing the formula of a compound is to **determine which of the 2 compound classes it belongs**. This can be done as follows:



The only exception we will see to the above flow chart is when we see the polyatomic ion **ammonium (NH₄⁺)** combined with any anion; in those cases the compound is **ionic** even though the compound is composed of non-metals only.

Once it is determined that the compound is **ionic** or **covalent**, the student can be asked to do either of the following:

1) Given the **name** of the compound, write the **formula**.

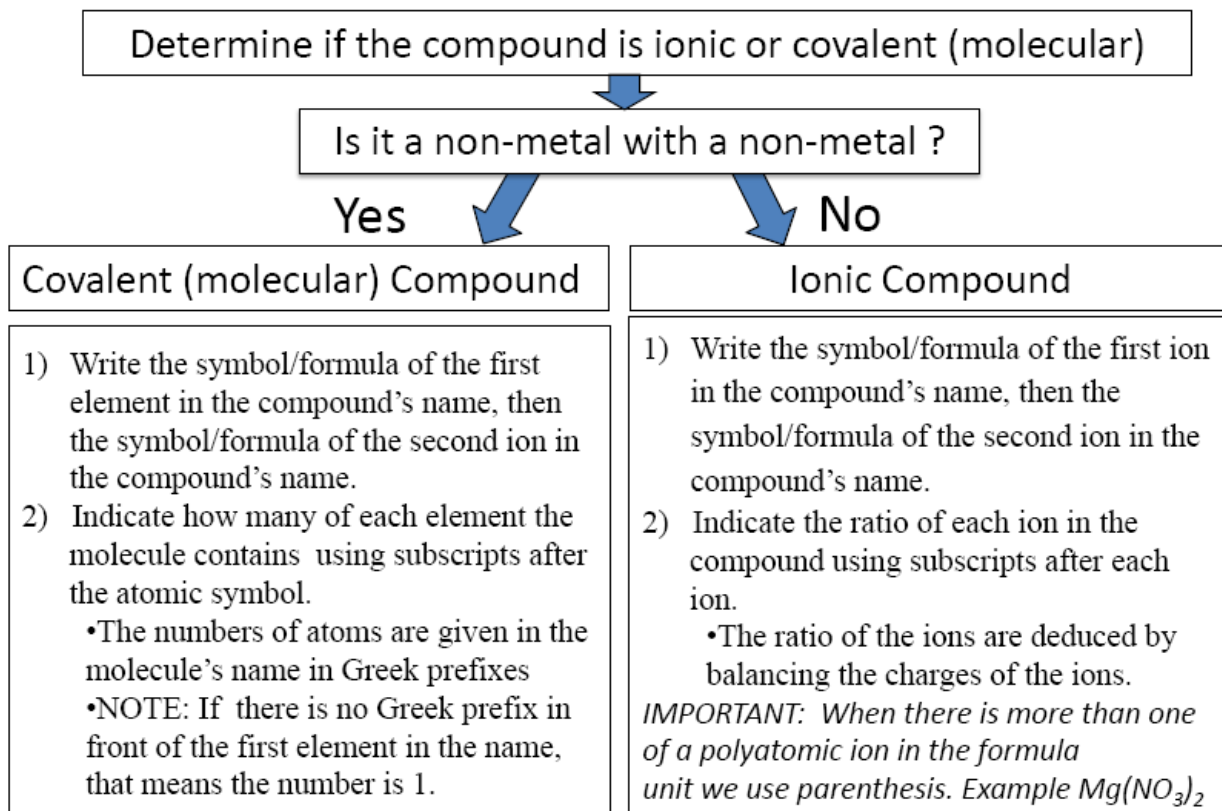
Or

2) Given the **formula** of the compound, write the **name**.

In this tutorial we will review the process for achieving these 2 objectives and practice with some worksheet problems. First, we will review and practice how to write formulas for compounds when given the compound's name. Second, we will review and practice how to write the name of a compound when given the compound's formula.

Review of Writing Formulas for Compounds

Given the **Name**, Writing the **Formula**:



Writing the Formulas of Ionic Compounds

Example: Write the formula for **calcium bromide**.

- 1) Write the symbol/formula of the first ion in the compound's name, then the symbol/formula of the second ion in the compound's name.



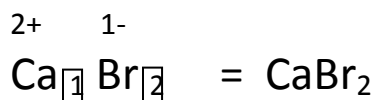
- 2) Indicate the ratio of each ion in the compound using subscripts after each ion.
 - This step involves filling in the subscripts boxes as we did in the lecture:



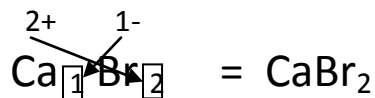
- The ratio of the ions is deduced by **balancing the charges** of the ions.
 - This is done so that the **total charge** in the crystal, when large numbers of cations and anions combine, is **equal to zero**.
 - We find the ion's charge from its position on the periodic table or we look it up in a table in the case of polyatomic ions.
 - Transition metal with varying charges will be written in the compound name in Roman numerals.
- First, temporarily write the charge of each ion above the ion's symbol.



- Next, place numbers in the subscripts such that the total charge of the compound is zero. Note that in this example, we need **two** bromide ions, each has a charge of (1-) to cancel the (2+) charge of the calcium ion:
 - $2(-1) + (+2) = 0$ zero total charge.



- We saw a shortcut way to do this called the Criss-Cross Method (see your chapter 3 notes)



- Note, we do not leave the charges written above the symbols in the completed formula.

IMPORTANT: When there is more than one of a polyatomic ion in the formula, we use parenthesis.

- Not applicable in this example since there are no polyatomic ions in calcium bromide.

Examples: Writing the Formulas of Ionic Compounds

Write the formula for **magnesium nitrate**.

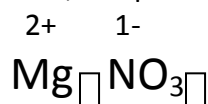
- 1) Write the symbol/formula of the first ion in the compound's name, then the symbol/formula of the second ion in the compound's name.
 - When you see a polyatomic ion (nitrate), look up the formula and charge in the table of polyatomic ions.



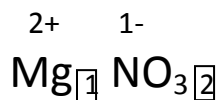
- 2) Indicate the ratio of each ion in the compound using subscripts after each ion.
 - a. This step involves filling in the subscripts boxes as we did in the lecture:



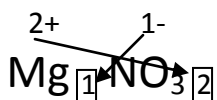
- The ratio of the ions is deduced by **balancing the charges** of the ions.
 - This is done so that the **total charge** in the crystal, when large numbers of cations and anions combine, is **equal to zero**.
 - We find the ion's charge from its position on the periodic table **or** we look it up in a table in the case of polyatomic ions.
 - Transition metal with varying charges will be written in the compound name in Roman numerals.
- First, temporarily write the charge of each ion above the ion's symbol.



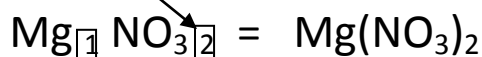
- Next, place numbers in the subscripts such that the total charge of the compound is zero. Note that in this example, we need **two** nitrate ions, each has a charge of (1-) to cancel the (2+) charge of the magnesium ion:
 - $2(-1) + (+2) = 0$ zero total charge.



- We saw a shortcut way to do this called the Criss-Cross Method (see your chapter 3 notes)



*IMPORTANT: When there is more than one of a polyatomic ion in the formula unit we use parenthesis. There are **2 ions** of nitrate in magnesium nitrate*



In compound where there is just **one formula unit** of a polyatomic ion, no parenthesis are needed. An example of this is **sodium nitrate**: NaNO_3

Examples: Writing the Formulas of Ionic Compounds

Write the formula for **iron(II) phosphate**.

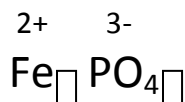
- 1) Write the symbol/formula of the first ion in the compound's name, then the symbol/formula of the second ion in the compound's name.
 - When you see a polyatomic ion (nitrate), look up the formula and charge in the table of polyatomic ions.



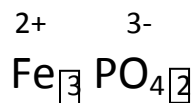
- 2) Indicate the ratio of each ion in the compound using subscripts after each ion.
 - b. This step involves filling in the subscripts boxes as we did in the lecture:



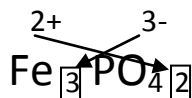
- The ratio of the ions is deduced by **balancing the charges** of the ions.
 - This is done so that the **total charge** in the crystal, when large numbers of cations and anions combine, is **equal to zero**.
 - We find the ion's charge from its position on the periodic table or we look it up in a table in the case of polyatomic ions.
 - **Transition metal with varying charges will be written in the compound name in Roman numerals.**
 - In this example, now we know the charge on **the Fe ion is 2+**
- First, temporarily write the charge of each ion above the ion's symbol.



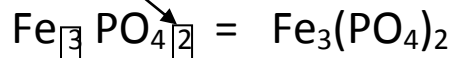
- Next, place numbers in the subscripts such that the total charge of the compound is zero. Note that in this example, we need **two** phosphate ions, each has a charge of (3-) and three Fe^{2+} ions to balance the charge:
 - $2(-3) + 3(-2) = 0$ zero total charge.



- We saw a shortcut way to do this called the Criss-Cross Method (see your chapter 3 notes)



*IMPORTANT: When there is more than one of a polyatomic ion in the formula unit we use parenthesis. There are **2 ions** of phosphate in iron(II)phosphate.*



Examples: Writing the Formulas of Ionic Compounds

Write the formula for **barium sulfide**.

- 1) Write the symbol/formula of the first ion in the compound's name, then the symbol/formula of the second ion in the compound's name.




- 2) Indicate the ration of each ion in the compound using subscripts after each ion.

- This step involves filling in the subscripts boxes as we did in the lecture:

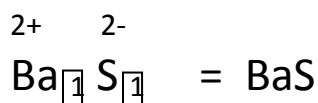


- The ratio of the ions is deduced by **balancing the charges** of the ions.
 - This is done so that the **total charge** in the crystal, when large numbers of cations and anions combine, is **equal to zero**.
 - We find the ion's charge from its position on the periodic table **or** we look it up in a table in the case of polyatomic ions.
 - Transition metal with varying charges will be written in the compound name in Roman numerals.

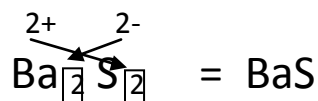
- First, temporarily write the charge of each ion above the ion's symbol.



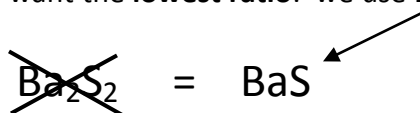
- Next, place numbers in the subscripts such that the total charge of the compound is zero. Note that in this example, we need **one** sulfide ion, with a charge of (2-) to cancel the (2+) charge of the barium ion:
 - $(-2) + (+2) = 0$ zero total charge.



- We saw a shortcut way to do this called the Criss-Cross Method (see your chapter 3 notes)



- Note, the subscripts in ionic compound represent the ratio in which large numbers of anions and cations combine to form the ionic compounds. Since we want the **lowest ratio**: we use 1:1, since $2:2 = 1:1$



Write the formula for the following ionic compounds: (see next page for key)

sodium bicarbonate _____

sodium fluoride _____

iron (III) chloride _____

sodium carbonate _____

copper (II) sulfate _____

magnesium hydroxide _____

barium nitrate _____

lithium sulfate _____

magnesium chloride _____

silver nitrate _____

aluminum sulfate _____

calcium hydroxide _____

calcium sulfate _____

mercury (II) nitrate _____

lead (IV) nitrate _____

magnesium iodide _____

sodium nitride _____

Practice Problems KEY

sodium bicarbonate NaHCO_3

sodium fluoride NaF

iron (III) chloride FeCl_3

sodium carbonate Na_2CO_3

copper (II) sulfate CuSO_4

magnesium hydroxide $\text{Mg}(\text{OH})_2$

barium nitrate $\text{Ba}(\text{NO}_3)_2$

lithium sulfate Li_2SO_4

magnesium chloride MgCl_2

silver nitrate AgNO_3

aluminum sulfate $\text{Al}_2(\text{SO}_4)_3$

calcium hydroxide $\text{Ca}(\text{OH})_2$

calcium sulfate CaSO_4

mercury (II) nitrate $\text{Hg}(\text{NO}_3)_2$

lead (IV) nitrate $\text{Pb}(\text{NO}_3)_4$

magnesium iodide MgI_2

sodium nitride Na_3N

Writing the Formulas of Covalent Compounds

- 1) Write the symbol/formula of the first element in the compound's name, then the symbol/formula of the second ion in the compound's name.
- 2) Indicate how many of each element the molecule contains using subscripts after the atomic symbol.
 - The numbers of atoms are given in the molecule's name in Greek prefixes
 - NOTE: If there is no Greek prefix in front of the first element in the name, that means the number is 1.

Example: Write the formula of **dinitrogen tetrafluoride**.

- 1) Write the symbol/formula of the first element in the compound's name, then the symbol/formula of the second ion in the compound's name.

N F

- 2) Indicate how many of each element the molecule contains using subscripts after the atomic symbol.

N F

- The numbers of atoms are given in the molecule's name in Greek prefixes.
 - **dinitrogen tetrafluoride**
 - see your chapter 3 notes for a list of the Greek prefixes

N_2F_4

- **NOTE:** If there is no Greek prefix in front of the first element in the name, then the number is 1.
 - Example carbon tetrachloride = CCl_4

Example: Write the formula of **carbon disulfide**.

- 1) Write the symbol/formula of the first element in the compound's name, then the symbol/formula of the second ion in the compound's name.

C S

- 2) Indicate how many of each element the molecule contains using subscripts after the atomic symbol.

C S

- The numbers of atoms are given in the molecule's name in Greek prefixes.
 - carbon **disulfide**
 - see your chapter 3 notes for a list of the Greek prefixes

$C_1S_2 = CS_2$

- **NOTE:** If there is no Greek prefix in front of the first element in the name, then the number is 1.

Write the formulas for the following covalent compounds:

See next page for KEY

a. disulfur tetrafluoride _____

b. carbon trioxide _____

c. nitrogen pentoxide _____

d. nitrogen tribromide _____

e. dinitrogen heptachloride _____

f. carbon tetrachloride _____

g. hydrogen monochloride _____

h. trihydrogen monophosphide _____

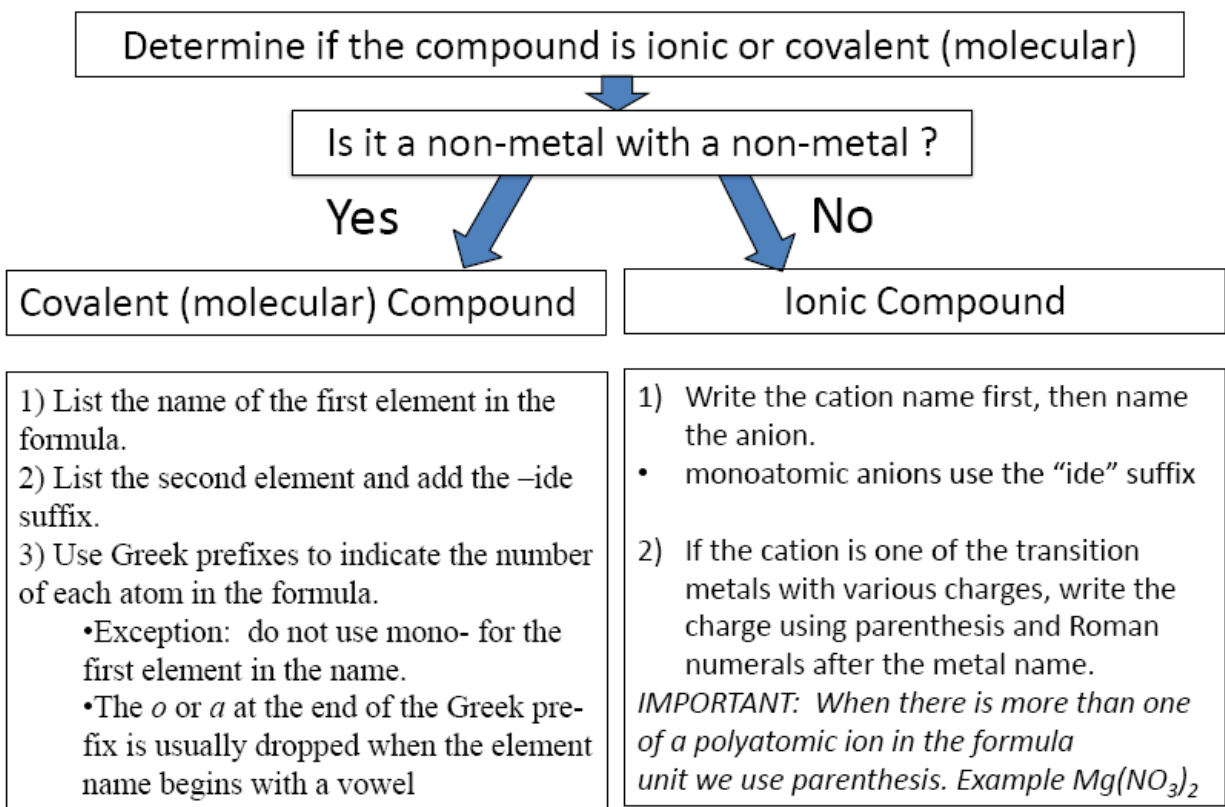
i. dihydrogen monoxide _____

KEY

- a. disulfur tetrafluoride S_2F_4
- b. carbon trioxide CO_3
- c. nitrogen pentoxide NO_5
- d. nitrogen tribromide NBr_3
- e. dinitrogen heptachloride N_2Cl_7
- f. carbon tetrachloride CCl_4
- g. hydrogen monochloride HCl
- h. trihydrogen monophosphide H_3P
- i. dihydrogen monoxide H_2O

Review of Writing Formulas for Compounds

Given the **Formula**, Writing the **Name**:



Writing the Names of Ionic Compounds

Example: Write the name for CaBr_2

- 1) Write the cation name first, then name the anion.
 - monoatomic anions use the “ide” suffix

calcium bromide

- 2) If the cation is one of the transition metals with various charges, write the charge using parenthesis and Roman numerals after the metal name.
 - Not necessary here, there is not a transition metal present

Example: Write the name for $\text{Mg}(\text{NO}_3)_2$

- 1) Write the cation name first, then name the anion.
 - monoatomic anions use the “ide” suffix
 - Here we notice that the anion is a **polyatomic ion**. Get the name from the polyatomic ion table (in your notes or textbook). *You will be given a copy of the polyatomic ion table on your exams.*
 - **Do not** change the suffix to “ide” with polyatomic ions:

magnesium nitrate

- 2) If the cation is one of the transition metals with various charges, write the charge using parenthesis and Roman numerals after the metal name.
 - Not necessary here, there is not a transition metal present

Writing the Names of Ionic Compounds

Example: Write the name for CuF_2

- 1) Write the cation name first, then name the anion.
 - monoatomic anions use the “ide” suffix

copper fluoride

- 2) If the cation is one of the **transition metals** with various charges, write the **charge using parenthesis and Roman numerals** after the metal name.

copper(?) fluoride

- We must figure out what the charge is on the copper, we can deduce the charge on the transition metal cations from the charge on the anions
 - Recall that the total charge for any compound must equal zero.
 - Since there are two bromides, each with a charge of (1-) and there is only one copper, we can conclude that the charge on the copper must be (2+).
 - You can think of this as the reverse-criss-cross! See chapter 3 notes for more details.

copper(II) fluoride



write the **charge in parenthesis in Roman numerals** after the cation name

Write the names of the following compounds:

See next page for key

NaCl _____

$\text{Fe}_2(\text{CO}_3)_3$ _____

$\text{Cu}(\text{OH})_2$ _____

$(\text{NH}_4)_2\text{SO}_4$ _____

LiNO_3 _____

BaSO_4 _____

$\text{Mg}(\text{NO}_3)_2$ _____

AgCl _____

$\text{Al}(\text{OH})_3$ _____

CaSO_4 _____

FeS _____

PbCl_2 _____

Nal _____

MgCO_3 _____

KEY

NaCl sodium chloride

$\text{Fe}_2(\text{CO}_3)_3$ iron(III) carbonate

$\text{Cu}(\text{OH})_2$ copper(II) hydroxide

$(\text{NH}_4)_2\text{SO}_4$ ammonium sulfate

LiNO_3 lithium nitrate

BaSO_4 barium sulfate

$\text{Mg}(\text{NO}_3)_2$ magnesium nitrate

AgCl silver chloride

- (note: silver is one of the transition metals that only occurs as a (1+) ion)

$\text{Al}(\text{OH})_3$ aluminum hydroxide

CaSO_4 calcium sulfate

FeS Iron(II) sulfide

PbCl_2 lead(II) chloride

NaI sodium iodide

MgCO_3 magnesium carbonate

Writing the Names of Covalent Compounds

- 1) List the name of the first element in the formula.
- 2) List the second element and add the –ide suffix.
- 3) Use Greek prefixes to indicate the number of each atom in the formula.
 - Exception: do not use mono- for the first element in the name.
 - The *o* or *a* at the end of the Greek pre-fix is usually dropped when the element name begins with a vowel

Example: Write the name for N_2S_4

- 1) List the name of the first element in the formula.

nitrogen

- 2) List the second element and add the –ide suffix.

nitrogen sulfide

- 3) Use Greek prefixes to indicate the number of each atom in the formula.

- See your textbook or lecture notes for a table of the Greek prefixes.

___ **nitrogen** ___ **sulfide**

dinitrogen tetrasulfide

- Exception: do not use mono- for the first element in the name.
 - Not applicable in this example
- The *o* or *a* at the end of the Greek pre-fix is usually dropped when the element name begins with a vowel
 - Not applicable in this example

Example: Write the name for SO_3

- 1) List the name of the first element in the formula.

sulfur

- 2) List the second element and add the –ide suffix.

sulfur oxide

- 3) Use Greek prefixes to indicate the number of each atom in the formula.

___ **sulfur** ___ **oxide**

sulfur trioxide

- Exception: do not use **mono-** for the *first* element in the name.
 - NOTE, we did not write **monosulfur** because of this rule!
- The *o* or *a* at the end of the Greek pre-fix is usually dropped when the element name begins with a vowel
 - Not applicable in this example

Example: Write the name for SO_3

1) List the name of the first element in the formula.

sulfur

2) List the second element and add the -ide suffix.

sulfur oxide

3) Use Greek prefixes to indicate the number of each atom in the formula.

_____ **sulfur** _____ **oxide**

sulfur trioxide

- Exception: do not use **mono-** for the *first* element in the name.
 - NOTE, we did not write **monosulfur** because of this rule!
- The *o* or *a* at the end of the Greek pre-fix is usually dropped when the element name begins with a vowel
 - Not applicable in this example

Example: Write the name for CO

1) List the name of the first element in the formula.

carbon

2) List the second element and add the -ide suffix.

carbon oxide

3) Use Greek prefixes to indicate the number of each atom in the formula.

_____ **carbon** _____ **oxide**

carbon monoxide

- Exception: do not use **mono-** for the *first* element in the name.
 - NOTE, we did not write **monocarbon** because of this rule!
- The *o* or *a* at the end of the Greek pre-fix is usually dropped when the element name begins with a vowel
 - NOTE, we did not write **monooxygen** because of this rule!

Write the names of the following compounds:

See next page for key

a. Br_2I_4 _____

b. P_5F_8 _____

c. NO_5 _____

- Remember: The *o* or *a* at the end of the Greek pre-fix is usually dropped when the element name begins with a vowel

d. NBr_3 _____

e. N_2O_5 _____

f. BrCl_3 _____

g. H_2S _____

h. N_2O _____

KEY

- a. Br_2I_4 dibromine tetriodide
- b. P_5F_8 pentaphosphorus octafluoride
- c. NO_5 nitrogen pentoxide
 - The *o* or *a* at the end of the Greek pre-fix is usually dropped when the element name begins with a vowel
 - NOTE, we did not write **pentaoxygen** because of this rule!
- d. NBr_3 nitrogen tribromide
- e. N_2O_5 dinitrogen pentoxide
- f. BrCl_3 bromine trichloride
- g. H_2S dihydrogen monosulfide
- h. N_2O dinitrogen monoxide

