



# Recognizing Laboratory Safety

Sc 8

## Observations

### Part A. Reviewing Laboratory Safety Rules and Symbols

(p475)



1. \_\_\_\_\_

\_\_\_\_\_

\_\_\_\_\_

2. \_\_\_\_\_

\_\_\_\_\_

\_\_\_\_\_

3. \_\_\_\_\_

\_\_\_\_\_

\_\_\_\_\_

4. \_\_\_\_\_

\_\_\_\_\_

\_\_\_\_\_

5. \_\_\_\_\_

\_\_\_\_\_

\_\_\_\_\_

6. \_\_\_\_\_

\_\_\_\_\_

\_\_\_\_\_

7. \_\_\_\_\_

\_\_\_\_\_

\_\_\_\_\_

8. \_\_\_\_\_

\_\_\_\_\_

\_\_\_\_\_

Name \_\_\_\_\_

Class \_\_\_\_\_

Date \_\_\_\_\_

### Part B. Location of Safety Equipment in Your Biology Laboratory

---

---


---

---

---

### Analysis and Conclusions

Look at each of the following drawings and explain why the laboratory activities pictured are unsafe.



1. \_\_\_\_\_

---

---

---




2. \_\_\_\_\_

---

---

---



3. \_\_\_\_\_

---

---

---



4. \_\_\_\_\_

---

---

---

### Critical Thinking and Application

In each of the following situations, write "yes" if the proper safety procedures are being followed and "no" if they are not. Then give a reason for your answer.

1. Kathy cannot find matches to light her Bunsen burner. The student next to her picks up a lighted burner and says, "Here, you can use my flame to light your burner."

---

---

2. Jim notices that the electrical cord on his microscope is frayed near the plug. He takes the microscope to his teacher and asks for permission to use another one.

---

---

3. The printed directions in the laboratory manual tell a student to pour a small amount of hydrochloric acid into a beaker. Alan puts on safety goggles before pouring the acid into the beaker.

---

---

4. It is rather warm in the biology laboratory during a late spring day. Joanne slips off her shoes and walks barefoot to the sink to clean her glassware.

---

---

5. While washing glassware, Mike splashes some water on Tim. To get even, Tim splashes him back.

---

---

### Going Further

Many houseplants and some plants found in biology laboratories are poisonous. Use appropriate library resources to do research on several common poisonous plants. You might like to share your research with your classmates. You may prepare a booklet describing common poisonous plants. Use drawings or photographs to illustrate your booklet.

